



## Salient features & benefits

- Can be used on slurries and dirty fluids
- Lower susceptibility to erosion
- Low permanent pressure loss
- Extended product life with no moving parts
- Vertical or horizontal installation

GENERAL Venturi Tubes serve users with accurate measurement of non-viscous fluids in clean & dirty streams. Venturi Tubes are virtually maintenance-free. Venturi tubes are manufactured in strict accordance with ASME MFC-3M, BS-1042 and ISO-5167 standards. These measurement standards provide users with +/-1.0% uncertainty of discharge coefficient. For critical measurement applications, wet calibration at reputed flow laboratories can be offered.

Venturi Tube is a low pressure drop metering device. It offers constant accuracy, low susceptibility to erosion, high-pressure recovery, and installation at any angle from horizontal to vertical. This measurement product performs in a wide variety of applications that include air, water, vapor, steam, gas, chemical substances, sludge and slurry applications.

The classical Venturi Tube is made up of a entrance cylinder of the same diameter as the pipe connected to a conical convergent section, a cylindrical throat, and a conical divergent section which varies in angle from 7° to 15° depends upon the pressure recovery. The high pressure taps are located on the middle of inlet section and the low pressure taps are located at the middle of the throat section. A piezometer ring is sometimes used for differential pressure measurement. This consists of several holes in the plane of the tap locations. Each set of holes is connected together in an annular slot to give an average pressure.



Machined Venturi Tubes



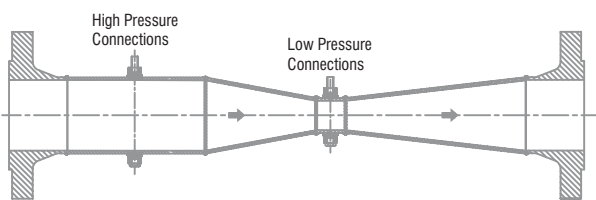


Up to 8", the entire venturi is machined from a single solid bar-stock. Above 10", the venturi is fabricated from sheet.

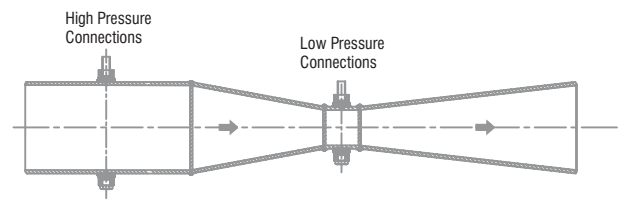
Many times the piping geometry does not allow full length of the Venturi Tube. In such case, 'Truncated' classical Venturi Tube can be offered wherein the divergent section can be truncated down by about 35% of its length without modifying the divergent angle. The outer diameter of the divergent section is less than the inside diameter 'D' of the pipe.

The throat restricts the fluid flow resulting in a pressure drop. This differential pressure relates to the flow rate by applying Bernoulli's equation. The angled inlet and outlet cones help to control the pressure recovery. These are widely used in oil and gas sectors and in piping projects.

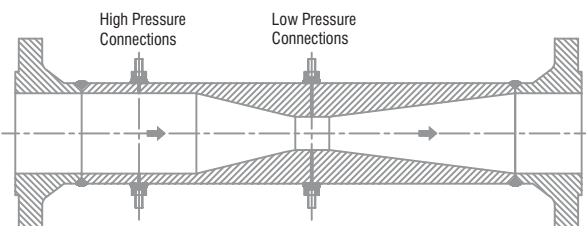
This results in lower permanent pressure loss and greater capacity than other differential meters of the same size. Permanent pressure loss is generally 5% to 20% of the differential pressure, depending on the bore size selected.



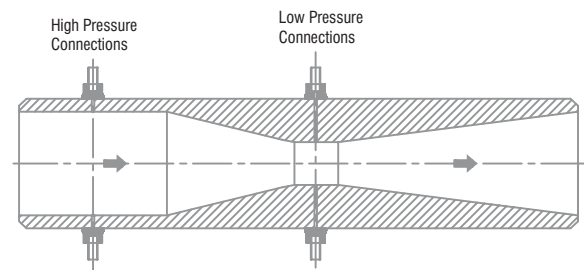
**Fabricated with Flanged ends**



**Fabricated with Beveled ends**



**Machined with Flanged ends**



**Machined with Beveled ends**